

Issue Analysis Form

Date: January 23, 2020

Item: Birchett Estates Stream Restoration Project
Change Order #1

Lead Department(s): Community Development &
Code Compliance

Contact Person(s): Julie Walton



Description and Current Status

Continued and ongoing erosion in one section of the Birchett Estate Stream Restoration project has necessitated additional work in the area to stabilize the bank and fill in with additional soil. The erosion has exposed a County sewer line as well, which needs to be replaced and relocated.

Government Path

Does this require IDA action? Yes No

Does this require BZA action? Yes No

Does this require Planning Commission action? Yes No

Does this require Board of Supervisors action? Yes

Does this require a Public Hearing? Yes No

If so, before what date? n/a

Fiscal Impact Statement

\$173,792.67 is currently included in the Birchett Estates and Cedar Creek stormwater project budgets for contingencies/change orders. No change orders have been necessary to date. Both of the Cedar Creek restoration projects are complete except for final plantings. This change order is for work at the last area of restoration for the Birchett project, Phase I. The County Utilities department will reimburse the stormwater fund for the costs associated with the sewer line. Approval of the \$121,411.30 Change Order #1 will leave a contingency balance of \$52,381.37. No general fund monies are necessary for this change order.

County Impact

The stream restoration project is designed to repair eroded slopes and stream banks and to prevent further deterioration of properties. Not completing the project will have an impact on the affected property owner and County sewer line, and will likely have to be repaired in the future at potentially greater costs.

Notes

Attached for the Board's review and consideration are the Scope of Work, the pricing breakdown, Change Order, and the Engineered plan for the repairs.

Board of Supervisors
County of Prince George, Virginia

Resolution

At a regular meeting of the Board of Supervisors of the County of Prince George held in the Boardroom, Third Floor, County Administration Building, 6602 Courts Drive, Prince George, Virginia this 28th day of January, 2020:

<u>Present:</u> Donald R. Hunter, Chairman Alan R. Carmichael, Vice Chairman Floyd M. Brown, Jr. Marlene J. Waymack T. J. Webb	<u>Vote:</u>
---	--------------

A-4

On motion of _____, seconded by _____, which carried _____, the following Resolution was adopted:

RESOLUTION; APPROVAL OF CHANGE ORDER NO. 1, BIRCHETT ESTATES REACH 1 STREAM RESTORATION PROJECT

WHEREAS, The Prince George County Board of Supervisors has determined that it is in the best interest of the County of Prince George and its citizens to modify its current contract with River Works Inc. to include additional work at the Birchett Estates Reach 1 Stream Restoration Project; and,

WHEREAS, The County's Stormwater Project Budget includes contingency funding in the amount of \$173,792.67; and,

WHEREAS, The associated cost for the Scope of Work as detailed by River Works, Inc. is \$121,411.30;

NOW THEREFORE, BE IT RESOLVED That the Board of Supervisors of the County of Prince George this 28th day of January, 2020, hereby authorizes the County Administrator to enter into agreement with River Works, Inc. for the amount of \$121,411.30 to perform the work specified in Change Order No.1, and authorizes the funding for improvements to be provided under the Stormwater Utility Fund project budget.

A Copy Teste:

Percy C. Ashcraft
County Administrator

US DIGITAL DESIGNS

1835 E. Sixth St. Suite #27
 Tempe, Arizona 85281
 877-551-8733 tel 480-290-7892 fax

QUOTE

DATE: 12/28/19
 Expires: 3/27/20

Quote SUBMITTED TO:
 County of Prince George, Virginia
 Prince George Fire & EMS

REF PROPOSAL
 VA_PGC006 v2

STATION-LEVEL

STATION 08

NO DESIGN AVAILABLE

STATION SYSTEM LICENSES									
Item	Unit	Mfr	Qty	Description	Part No.	US List Unit	QUOTE UNIT	QUOTE EXT	
SL1	Ea	USDD	1	G2 VOICEALERT - Single Station License.	VA	\$ 1,030.00	\$ 927.00	\$ 927.00	
SL2	Ea/Yr	USDD	24	G2 MOBILE FSAS APP - Single Device License. Up to 24 Licenses-Per-ATX are offered at \$0.00 cost each as long as system is currently under warranty or elected recurring annual support coverage. See 'Mobile' Section for more detail.	G2-APP-DLI	\$ 108.00	\$ 97.20	N/A - Included	

STATION SYSTEM CONTROLLER									
Item	Unit	Mfr	Qty	Description	Part No.	US List Unit	QUOTE UNIT	QUOTE EXT	
SC1	Kit	USDD	1	G2 ATX STATION CONTROLLER - Power/Signal/Control up to 8 peripheral Remote Options. 4 Unique Amps/Zones available.	ATX	\$ 21,750.00	\$ 19,575.00	\$ 19,575.00	
SC2	Kit	USDD	1	G2 EXPANSION KIT - Allows ability to Power/Signal/Control up to 12 more peripheral Remote options per EXP.	EXP	\$ 7,325.00	\$ 6,592.50	\$ 6,592.50	
SC3	Kit	USDD	2	Rack Mount Ears for ATX or EXP	ATX-E	\$ 54.00	\$ 48.60	\$ 97.20	
SC4	Kit	USDD	0	Base Plate for ATX or EXP	ATX-P	\$ 54.00	\$ 48.60	\$ -	
SC5	Ea	TBD	2	ATX UPS, Standard	UPS-STD	\$ 923.00	\$ 830.70	\$ 1,661.40	
SC6	Ea	TBD	2	Shelf/Bracket, Wall-Mount for UPS	UPS-WMB	\$ 57.00	\$ 51.30	\$ 102.60	

STATION SYSTEM PERIPHERAL COMPONENTS									
Item	Unit	Mfr	Qty	Description	Part No.	US List Unit	QUOTE UNIT	QUOTE EXT	
SP1a	Ea	Atlas	1	Audio Amplifier, External, Standard	AMP	\$ 987.00	\$ 888.30	\$ 888.30	
SP1b	Ea	Atlas	1	Shelf, Under Table or Wall Mount, for 1U 1/2 Rack	AMP-S	\$ 66.00	\$ 59.40	\$ 59.40	
SP2	Ea	USDD	0	G2 COLOR INDICATOR REMOTE Module - Up to 8 unique colors	CIR	\$ 725.00	\$ 652.50	\$ -	
SP3a	Ea	USDD	2	G2 HDTV REMOTE Module (TV & Electrical Outlet by Others; C.E.C. control subject to TV ability)	TVR	\$ 975.00	\$ 877.50	\$ 1,755.00	
SP3b	Ea	USDD	2	Flat Panel Monitor / Smart HDTV 65" (Electrical Outlet/Provision By Others; C.E.C. control subject to TV ability)	FP-65	\$ 1,517.77	\$ 1,365.99	\$ 2,731.99	
SP3c	Ea	USDD	2	Flat Panel / TV Mount- Universal 37"-90" Tilt	FPM-U	\$ 175.28	\$ 157.75	\$ 315.50	
SP4	Ea	USDD	1	G2 I/O REMOTE Module w/ 8 In & 8 Out	IOR	\$ 1,275.00	\$ 1,147.50	\$ 1,147.50	
SP5	Ea	USDD	3	Push Button, Standard (Black)	PB-B	\$ 110.00	\$ 99.00	\$ 297.00	
SP6	Ea	USDD	2	Push Button, Emergency (Red)	PB-R	\$ 110.00	\$ 99.00	\$ 198.00	
SP7	Ea	USDD	2	G2 MESSAGE REMOTE 2 Module (2017 Version 2)	MR2	\$ 1,275.00	\$ 1,147.50	\$ 2,295.00	

SP9a	Ea	USDD	0	G2 MESSAGE SIGN (Digital LED) MINI GammaSign / 12" Active Screen Width / Turn Out Timing ONLY	MS-G-M	\$ 915.00	\$ 823.50	\$ -	
SP9b	Ea	USDD	8	G2 MESSAGE SIGN (Digital LED) STANDARD GammaSign / 24" Active Screen Width	MS-G-S	\$ 1,050.00	\$ 945.00	\$ 7,560.00	
SP9c	Ea	USDD	0	G2 MESSAGE SIGN (Digital LED) EXTENDED GammaSign / 36" Active Screen Width	MS-G-E	\$ 1,575.00	\$ 1,417.50	\$ -	
SP9d	Ea	USDD	0	MS-G Adapter Plate, SINGLE. VESA 100joins (1) MS-G-S(or-E) to any standard mount with VESA 100 hole patterns (mount not included)	MS-AP-S	\$ 38.00	\$ 34.20	\$ -	
SP9e	Ea	USDD	4	MS-G Adapter Plate, DOUBLE, VESA 100joins (2) MS-G-S(or-E) to any standard mount with VESA 100 hole patterns (mount not included)	MS-AP-D	\$ 49.00	\$ 44.10	\$ 176.40	
SP9f	Ea	USDD	0	MS-G Hanger Kit. Hangs single or double (back-to-back) Message Signs (Gamma Version) from Ceiling. Includes both suspended ceiling T-Bar Scissor Clips and Hard-Pan Flange Mounts.	MS-HK	\$ 73.00	\$ 65.70	\$ -	
SP11	Ea	USDD	4	MS Mount - Articulating, Long reach	MS-MNT-ART-L	\$ 287.00	\$ 258.30	\$ 1,033.20	
SP12a	Ea	USDD	3	G2 ROOM REMOTE 2 Module / 2017 version 2	RR2	\$ 2,025.00	\$ 1,822.50	\$ 5,467.50	
SP12c	Ea	USDD	0	RR2 Adpater Plate, for Retrofit in RR1 Wall Cavity	RR2-AP	\$ 46.00	\$ 41.40	\$ -	
SP12d	Ea	USDD	3	RR2 Surface Mount Box, for SURFACE MOUNT (hard wall) installation. Three (3) 3/4" conduit knock-outs.	RR2-SMB	\$ 175.00	\$ 157.50	\$ 472.50	
SP15	Ea	USDD	6	G2 SPEAKER - LED Illuminated - FLUSH Mount, 70v	SPK-LED-FM	\$ 325.00	\$ 292.50	\$ 1,755.00	
SP16	Ea	USDD	1	G2 SPEAKER - LED Illuminated - SURFACE Mount (Metal Box), 70v	SPK-LED-SM	\$ 325.00	\$ 292.50	\$ 292.50	
SP17a	Ea	USDD	1	G2 SPEAKER - OmniAlertStrobe - Omnidirectional Alerting Speaker, optimized for high Vocal Intelligibility in large open indoor areas and with High-Intensity LED Strobe Light Arrays - includes Cable Hanging Kit (typically requires MR2 for power/signal/control)	SPK-OAS	\$ 815.00	\$ 733.50	\$ 733.50	
SP17b	Ea	USDD	0	SPK-OAS/OmniStrobe Mounting Bracket / BEAM FLANGE CLIP- for mounting directly onto an exposed (1/8-14") I-Beam	SPK-OAS-BFC	\$ 13.00	\$ 11.70	\$ -	
SP17c	Ea	USDD	0	SPK-OAS/OmniStrobe Mounting Bracket /DROP CEILING BRACKET- for mounting directly to T-Bar in Suspended Ceiling	SPK-OAS-DCB	\$ 48.00	\$ 43.20	\$ -	
SP17d	Ea	USDD	0	SPK-OAS/OmniStrobe Mounting Bracket / SURFACE MOUNT - for mounting directly to hard ceiling	SPK-OAS-SMB	\$ 42.00	\$ 37.80	\$ -	
SP18a	Ea	Bogn	9	SPEAKER - STANDARD, FLUSH Mount, 70v	SPK-STD-FM	\$ 85.00	\$ 76.50	\$ 688.50	
SP18b	Ea	Bogn	2	SPEAKER - STANDARD, SURFACE Mount (Metal Box), 70v	SPK-STD-SM	\$ 85.00	\$ 76.50	\$ 153.00	
SP19	Ea	Bogn	8	SPEAKER - APP BAY/OUTDOOR - Weatherized, Surface Mount, 70v	SPK-W-SM	\$ 310.00	\$ 279.00	\$ 2,232.00	
SP20	Ea	TIC	1	Transformer, 8ohm to 70V, External	XFMR	\$ 53.00	\$ 47.70	\$ 47.70	
SP21	Ea	USDD	1	G2 Strobe Light / Red LED	STR	\$ 550.00	\$ 495.00	\$ 495.00	
SP22	Ea	USDD	0	Miscellaneous	MISC	\$ -	\$ -	\$ -	

STATION SYSTEM SERVICES								
Item	Unit	Mfr	Qty	Description	Part No.	US List Unit	QUOTE UNIT	QUOTE EXT
SS1	Ea	USDD	1	Station Installation - HoneyMac Fire & Security, Inc.	ST-INST	\$ 31,444.11	\$ 28,299.70	\$ 28,299.70
SS2	Ea	USDD	0	Station Remediation (Removal and Disposal of Legacy Equipment Not currently Assumed or Included, nor is any related Remediation to Paint, Drywall, etc.)	ST-INST	\$ -	\$ -	\$ -
SS3	Ea	USDD	1	Station Configuration & Start-Up	ST-SU	\$ 1,991.67	\$ 1,792.51	\$ 1,792.51
SS4	Ea	USDD	1	Station Project Management	ST-PM	\$ 1,327.78	\$ 1,195.00	\$ 1,195.00
SS5	Ea	USDD	1	Station Engineering / Design Services	ST-ES	\$ 663.89	\$ 597.50	\$ 597.50
SS6	Ea	USDD	1	Station Documentation	ST-DM	\$ 66.39	\$ 59.75	\$ 59.75
SS7a	Ea	USDD	0	Station Training - Configuration and Equipment. On-Site @ Station. 4 Hours, 1 Visit. (for Technical Services Staff)	TRA-UT-O	\$ 4,025.00	\$ 3,622.50	\$ -
SS7b	Ea	USDD	0	Station Training - User/Technician / Remote Refresh (2 Hours)	TRA-UT-R	\$ 600.00	\$ 540.00	\$ -
SS8a	Ea	USDD	0	Training - Installation Contractor - On-Site / USDD G2 Certification / 8 Hours (TBD - only needed if required to use non-certified contractor)	TRA-IC-O	\$ 5,325.00	\$ 4,792.50	\$ -
SS8b	Ea	USDD	0	Training - Installation Contractor - At Arizona Training Center / USDD G2 Certification / 4 Hours (TBD - only needed if required to use non-certified contractor)	TRA-IC-AZ	\$ 2,725.00	\$ 2,452.50	\$ -
SS9	Ea	USDD	0	Miscellaneous/TBD	MISC	\$ -	\$ -	\$ -

STATION SYSTEM WARRANTY & OPTIONAL RECURRING ANNUAL SUPPORT								
Item	Unit	Mfr	Qty	Description	Part No.	US List Unit	QUOTE UNIT	QUOTE EXT
SW1	YR	USDD	1.5	[STANDARD] 1st YEAR WARRANTY & SUPPORT FOR THIS STATION SYSTEM (or component): Telephone / Remote Access Support (8:00 AM - 5:00 PM MST) PLEASE NOTE: An additional 6 months (for total of 18 months/1.5 years) of initial warranty has been offered by USDD for no additional cost so all stations can be installed and enjoy same warranty/support start/stop dates)	RS-1YR-STD	\$ 5,975.02	\$ 5,377.52	8066.27565 but No Charge For Initial Warranty Period / Not Included in Subtotals
SW2	YR	USDD	0.0	[STANDARD] EACH ADDITIONAL YEAR (12-Months) WARRANTY & SUPPORT FOR THIS STATION SYSTEM (or Component): Telephone / Remote Access Support (8:00 AM - 5:00 PM MST) IF QUANTITY '0' THEN NO ADDITIONAL SUPPORT IS ASSUMED OR AUTHORIZED BEYOND INITIAL WARRANTY PERIOD	RS-AYR-STD	\$ 5,975.02	\$ 5,377.52	\$ -

STATION 08	System:	\$ 91,694.65
	Shipping:	\$ 1,894.00
	Warranty & Support:	\$ -
	Miscellaneous (if applicable)	\$ -
	STATION SUBTOTAL:	\$ 93,588.65

This quote does not include or assume any amounts for sales or use tax . Customer needs to contact its procurement department to determine if sales or use tax is payable, and if so, to make the determination of the amount to be paid. Per our contracts, Customer is responsible for the payment of any sales or use taxes owed from any purchase from USDD.

Warranty & Support Notes:
<p>Customer must elect to choose any coverage they require beyond initial warranty period, or USDD will not be authorized to provide any service or support. Mobile Smart Phone Alerting App and Mapping Services only available to customer while under warranty or elected recurring annual support. Support Agreements subject to change if system design is modified. For additional details, please review current USDD Warranty Statement and Service Agreement. USDD cannot warrant nor support any system configuration that deviates from this specific proposal's documented station system design file number. USDD Cannot warrant nor support any system not using USDD-approved UPS Battery Backup. USDD cannot warrant nor support any system not installed by G2 Trained & Certified Installation technician (installer). If customer intends to tie this system into any 3rd-party system or devices, USDD will be unable to warrant or support the system until we've had a chance to review documented engineering assumptions and approve system integrity, performance and reliability expectations.</p> <p>For FSaaS Program: The cost of service and support beyond initial warranty period is included in the FSaaS Program for a total of 5 years. The service and support includes Mobile Smart Phone Alerting App and Mapping Services. Please see the FSaaS Subscription Agreement for more information concerning the service and support provided by USDD. USDD Cannot warrant nor support any system not using USDD-approved UPS Battery Backup. USDD cannot warrant nor support any system not installed by G2 Trained & Certified Installation technician (installer). If customer intends to tie this system into any 3rd-party system or devices, USDD will be unable to warrant or support the system until we've had a chance to review documented engineering assumptions and approve system integrity, performance and reliability expectations.</p>

Station System Installation Notes:
01 - Unless specifically detailed in this proposal, no installation by USDD or it's subcontractors is assumed or provided.
02 - Because these are mission-critical systems, USDD can only warrant and support systems installed by G2 Trained and Certified Contractors.
03 - USDD can source, qualify, train and certify Local Licensed Regional Subcontractors where needed.
04 - Installation warranted by installation contractor - G2 FSAS warranted, serviced and supported by USDD.
05 - Unless specifically detailed in this proposal, installation to be performed during normal working hours.
06 - Unless specifically detailed in this proposal, no permit fees or material charges have been included.
07 - Unless specifically detailed in this proposal, no removal or remediation has been assumed or included.
08 - Unless specifically detailed in this proposal, no bonds of any type (performance, bid) have been assumed, included or budgeted for in this proposal.
09 - USDD FSAS Equipment to be made available by owner to Installation Contractor prior to on-site arrival.
10 - Structural backing for system devices and other millwork (not specifically detailed) by others.
11 - If applicable, Gas Control Shutoff Valve Addendum (to USDD and installation contractor) must be signed prior to installation.
12 - All electrical power, including (but not limited to) raceway, conduit, backboxes, service panels, high-voltage wiring and fixtures by others.
13 - All communications pathway infrastructure (network, radio, etc.) by others unless specifically detailed in this proposal.
14 - USDD cannot warrant nor support any owner-furnished (3rd-Party) system or component we are required to integrate with. USDD cannot warrant nor support any system or component it has not proofed engineering for and has not specifically authorized for use within public safety environments.
15 - Any misuse, unauthorized modification, improper installation, excessive shock, attempted repair, accident, or improper or negligent use, storage, transportation, or handling by any party other than USDD shall render this limited warranty null, void and of no further effect.

US DIGITAL DESIGNS

1835 E. Sixth St. Suite #27
 Tempe, Arizona 85281
 877-551-8733 tel 480-290-7892 fax

QUOTE

DATE: 12/28/19
 Expires: 3/27/20

Quote SUBMITTED TO:
 County of Prince George, Virginia
 Prince George Fire & EMS

REF PROPOSAL
 VA_PGC006 v2

Section Totals

SECTION TOTALS	
[UNLESS OTHERWISE NOTED, ALL PRICES ARE \$US]	
STATION-LEVEL SUBTOTAL	\$ 438,024.45
Includes: STATION 01 SYSTEM:	\$ 72,781.87
STATION 01 WARRANTY & SUPPORT:	\$ -
STATION 01 MISC.:	\$ -
Includes: STATION 02 SYSTEM:	\$ 84,673.48
STATION 02 WARRANTY & SUPPORT:	\$ -
STATION 02 MISC.:	\$ -
Includes: STATION 04 SYSTEM:	\$ 90,893.23
STATION 04 WARRANTY & SUPPORT:	\$ -
STATION 04 MISC.:	\$ -
Includes: STATION 05 SYSTEM:	\$ 33,195.09
STATION 05 WARRANTY & SUPPORT:	\$ -
STATION 05 MISC.:	\$ -
Includes: STATION 05 REMOVAL SYSTEM:	\$ -
STATION 05 REMOVAL WARRANTY & SUPPORT:	\$ -
STATION 05 REMOVAL MISC.:	\$ 880.00
Includes: STATION 06 SYSTEM:	\$ 62,012.13
STATION 06 WARRANTY & SUPPORT:	\$ -
STATION 06 MISC.:	\$ -
Includes: STATION 08 SYSTEM:	\$ 93,588.65
STATION 08 WARRANTY & SUPPORT:	\$ -
STATION 08 MISC.:	\$ -
Notes: Six (6) Station Systems currently included in this proposal	
<p>Note 1: Station floor plans not available. Honeymac Security will determine device layout with customer and provide draft "as-built" design post install for USDD engineering team</p> <p>Note 2 (Station 5): Honeymac Security will install ATX and provide line-level audio out for connection to existing customer amplifier / 70V audio system. Acceptance Test Procedure(s) shall be between customer & Honeymac. USDD can not warranty / support past line of demarcation (ATX)</p> <p>Note 3 (Station 5 Removal): Quote reflects Honeymac Security removing all G2 components and safely packaging them for customer storage. Customer to provide 30 days advance notice for scheduling removal</p> <p>Note 4: Honeymac security to provide customer with x1 enclosed IT rack and x2 VC's for each station installation</p>	
US Digital Designs System Total	\$ 438,024.45

This quote does not include or assume any amounts for sales or use tax. Customer needs to contact its procurement department to determine if sales or use tax is payable, and if so, to make the determination of the amount to be paid. Per our contracts, Customer is responsible for the payment of any sales or use taxes owed from any purchases from USDD.

(TBD By Customer) Customer must elect to choose any coverage they require beyond initial warranty period, or USDD will not be authorized to provide any service or support. Mobile Smart Phone Alerting App and Mapping Service only available to customer while under warranty or elected recurring annual support. Support Agreements subject to change if system design is modified. For additional details, please review current USDD Warranty Statement and Service Agreement

STANDARD TERMS AND CONDITIONS OF SALE

(Contract Sales)

1. **REMITTANCES** All invoices shall be due and payable upon receipt in United States currency, free of exchange or any other charges, or as otherwise agreed in writing by US Digital Designs, Inc. (hereinafter called "USDD").
2. **PROPOSALS** This proposal expires 90 days after its date. Prices are subject to correction for error.
3. **PROGRESS PAYMENTS** USDD reserves the right to invoice Customer monthly for all materials delivered. Invoices are due NET 30 upon receipt by Customer. If the Customer becomes overdue in any progress payment, USDD shall be entitled to suspend further shipments, shall be entitled to interest at the annual rate of 18%, and also to avail itself of any other legal remedies. Customer agrees that it will pay and/or reimburse USDD for any and all reasonable attorneys' fees and costs which are incurred by USDD in the collection of amounts due and payable hereunder.
4. **CANCELLATION AND SUSPENSION** Any order resulting from this proposal is subject to cancellation or instructions to suspend work by the Customer only upon agreement to pay USDD for all work in progress and all inventoried or ordered project parts and materials, and all other costs incurred by USDD related to the contract.
5. **TAXES** All taxes of any kind levied by any federal, state, municipal or other governmental authority, which tax USDD is required to collect or pay with respect to the production, sale, or delivery of products sold to Customer shall be the responsibility of Customer. Customer agrees to pay all such taxes and further agrees to reimburse USDD for any such payments made by USDD.
6. **LOSS, DAMAGE OR DELAY** USDD shall not be liable for any loss, damage, or delay occasioned by any causes beyond USDD's control, including, but not limited to, governmental actions or orders, embargoes, strikes, differences with workmen, fires, floods, accidents, or transportation delays. **IN NO EVENT SHALL USDD BE LIABLE FOR ANY CONSEQUENTIAL OR SPECIAL DAMAGES.**
7. **WARRANTY:** USDD warrants and guarantees its products for 12 months from the day of shipment to Customer (the "Warranty Period"), subject to the terms and limitations set forth herein. The Customer's rights and remedies with respect to a product found to be defective in material or workmanship shall be limited exclusively to the rights and remedies set forth herein. Any misuse, unauthorized modification, improper installation, excessive shock, attempted repair, accident, or improper or negligent use, storage, transportation, or handling by any party other than USDD shall render this warranty null, void and of no further effect. USDD cannot warrant nor support any system or component it has not proofed engineering for and has not specifically authorized for use within public safety environments.

7.1 **PRODUCT DEFECTS.** If a product is defective and a valid claim is made within the Warranty Period, at its option, USDD will either (1) repair the defective product at no charge, using new parts or parts equivalent to new in performance and reliability or (2) exchange the product with a product that is new or equivalent to new in performance and reliability and is at least functionally equivalent to the original product. Any replacement product or part, including a user-installable part that has been installed in accordance with instructions provided by USDD, shall remain under warranty during the Warranty Period or for 90 days from the date of repair, whichever is later. When a product or part is exchanged any replacement item becomes the Customer's property and the replaced item becomes the property of USDD. Customer shall be responsible for and bear all risks and costs of shipping any products to USDD for repair. USDD shall be responsible for and bear all risks and costs of returning any product to Customer after repair or replacement. Replacement products will be returned to Customer configured as it was when the product was originally purchased, subject to applicable updates.

7.2 **CLAIMS.** Prior to making a Warranty claim, Customer is encouraged to review USDD's online help resources. Thereafter, to make a valid claim hereunder, Customer must contact USDD technical support and describe the problem or defect with specificity. The first such contact must occur during the Warranty Period. USDD's technical support contact information can be found on USDD's web site at <http://stationalerting.com/home/about-usdd/contact-usdd/>. Customer must use its best efforts to assist in diagnosing defects, follow USDD's technical instructions, and fully cooperate in the diagnostic process. Failure to do so shall relieve USDD of any further obligation hereunder.

7.3 **EXCLUSIONS AND LIMITATIONS.** USDD does not warrant that the operation of its product or any related peripherals will be uninterrupted or free. USDD is not responsible for damage arising from Customer's failure to follow instructions relating to the product's use. This Warranty does not apply to any Hardware or Software (as defined below) not used for its intended purpose. This Warranty does not apply to monitors or televisions manufactured by third parties. Repair or replacement of such components shall be subject exclusively to the manufacturer's warranty, if any. Recovery and reinstallation of Hardware and user data (including passwords) are not covered under this Warranty. This Warranty does not apply: (a) to consumable parts, such as batteries, unless damage has occurred due to a defect in materials or workmanship; (b) to cosmetic damage, including but not limited to scratches, dents and broken plastic on ports; (c) to damage caused by use with non-USDD products; (d) to damage caused by accident, abuse, misuse, flood, lightning, fire, earthquake or other external causes; (e) to damage caused by operating the product outside the permitted or intended uses described by USDD; (f) to damage or failure caused by installation or service (including upgrades and expansions) performed by anyone who is not a representative of USDD or a USDD authorized installer or service provider; (g) to a product or part that has been modified to alter functionality or capability without the written permission of USDD; or (h) if any serial number has been removed or defaced.

TO THE EXTENT PERMITTED BY LAW, THIS WARRANTY AND REMEDIES SET FORTH ABOVE ARE EXCLUSIVE AND IN LIEU OF ALL OTHER WARRANTIES, REMEDIES AND CONDITIONS, WHETHER ORAL OR WRITTEN, STATUTORY, EXPRESS OR IMPLIED. AS PERMITTED BY APPLICABLE LAW, USDD SPECIFICALLY DISCLAIMS ANY AND ALL STATUTORY OR IMPLIED WARRANTIES, INCLUDING, WITHOUT LIMITATION, WARRANTIES OF MERCHANTABILITY, FITNESS FOR A PARTICULAR PURPOSE AND WARRANTIES AGAINST HIDDEN OR LATENT DEFECTS. If USDD cannot lawfully disclaim statutory or implied warranties then to the extent permitted by law, all such warranties shall be limited in duration to the duration of this express Warranty and to repair or replacement service as determined by USDD in its sole discretion. No reseller, agent, or employee is authorized to make any modification, extension, or addition to this Warranty. If any term is held to be illegal or unenforceable, the legality or enforceability of the remaining terms shall not be affected or impaired.

EXCEPT AS PROVIDED IN THIS WARRANTY AND TO THE EXTENT PERMITTED BY LAW, USDD IS NOT RESPONSIBLE FOR DIRECT, SPECIAL, INCIDENTAL OR CONSEQUENTIAL DAMAGES RESULTING FROM ANY BREACH OF WARRANTY OR CONDITION, OR UNDER ANY OTHER LEGAL THEORY, INCLUDING BUT NOT LIMITED TO LOSS OF USE; LOSS OF REVENUE; LOSS OF THE USE OF MONEY; LOSS OF ANTICIPATED SAVINGS; LOSS OF GOODWILL; LOSS OF REPUTATION; and LOSS OF, DAMAGE TO OR CORRUPTION OF DATA. USDD IS NOT RESPONSIBLE FOR ANY INDIRECT LOSS OR DAMAGE HOWSOEVER CAUSED INCLUDING THE REPLACEMENT OF EQUIPMENT AND PROPERTY, ANY COSTS OF RECOVERING PROGRAMMING OR REPRODUCING ANY PROGRAM OR DATA STORED OR USED WITH USDD PRODUCTS, AND ANY FAILURE TO MAINTAIN THE CONFIDENTIALITY OF DATA STORED ON THE PRODUCT. USDD disclaims any representation that it will be able to repair any product under this Warranty or make a product exchange without risk to or loss of the programs or data stored thereon.

8. SERVICE AGREEMENT. The Product being purchased hereunder is not subject to any post warranty service agreement or maintenance program unless specifically contracted for between USDD and Customer. USDD offers a comprehensive post warranty Service Agreement at additional cost. Customer should contact USDD regarding its Service Agreement and costs associated therewith.
9. INTELLECTUAL PROPERTY: Customer hereby agrees and acknowledges that USDD owns all rights, title, and interest in and to the Intellectual Property (as defined below). Customer agrees to not remove, obscure, or alter USDD's or any third party's copyright notice, trademarks, or other proprietary rights notices affixed to or contained within or accessed in conjunction with or through USDD's Product (as defined below). Nothing herein shall be deemed to give, transfer, or convey to Customer any rights in the Intellectual Property other than the License, as set forth below.
 - 9.1 LICENSE: At all times that Customer is in compliance with the terms of this Agreement and all other agreements between the parties, Customer shall have a non-exclusive, non-transferable, fully paid license to use the Software, but only in conjunction with the Hardware provided by USDD and only in conjunction with Customer's fire station alerting system pursuant to the terms of this Agreement.
 - 9.2 DEFINITIONS: For purposes of this Section the following terms shall have the following definitions:
 - 9.2.1 "Intellectual Property" means any and all rights of USDD related to USDD's Product existing from time to time under patent law, copyright law, trade secret law, trademark law, unfair competition law, and any and all other proprietary rights, and any and all derivative works, work product, applications, renewals, extensions and restorations thereof, now or hereafter in force and effect worldwide;
 - 9.2.2 "USDD's Product" means any and all Hardware and Software provided to Customer by USDD under this Agreement or any other contract, purchase order, or arrangement;
 - 9.2.3 "Hardware" means a physically tangible electro-mechanical system or sub-system and associated documentation but specifically excludes any televisions or monitors manufactured by a third party; and
 - 9.2.4 "Software" means software programs, including embedded software, firmware, executable code, linkable object code, and source code, including any updates, modifications, revisions, copies, documentation and design data that are licensed under this Agreement.
10. GOVERNING LAW Any contract resulting from this proposal shall be governed by, construed, and enforced in accordance with the laws of the State of Arizona.
11. ACCEPTANCE OF TERMS This proposal shall become a binding contract between the Customer and USDD when accepted in writing by the Customer. Without limiting the foregoing, issuance by Customer of a purchase order to USDD for any of the goods or services herein described shall constitute acceptance. Any such acceptance shall be with the mutual understanding that the terms and conditions of this proposal are a part thereof with the same effect as though signed by both parties named herein and shall prevail over any inconsistent provision of said order. No waiver, alteration, or modification of these terms and conditions shall be binding unless in writing and signed by an authorized representative of USDD.
12. SHIPPING/DELIVERY: Unless specifically detailed as otherwise in this proposal, all shipping and delivery costs (even those detailed per-system) relate to single combined shipment to a single point of delivery. If requested otherwise then costs and terms subject to change.
13. CREDIT CARDS: All USDD quotes are developed for the customer with the understanding the eventual purchase would be facilitated using standard Purchase Order and Invoice process. If customer would rather use a Credit Card for purchase then said order would be subject to a 4% credit card processing charge.
14. USDD cannot warrant nor support any system configuration that deviates from this specific proposal's documented station system design file number. USDD cannot warrant nor support any system not using USDD-approved UPS Battery Backup. USDD cannot warrant nor support any system not installed by G2 Trained & Certified Installation technician (installer). If customer intends to tie this system into any 3rd-party system or devices, USDD will be unable to warrant or support the system until we've had a chance to review documented engineering assumptions and approve system integrity, performance and reliability expectations.
15. THIS QUOTE SUBJECT TO REVIEW FOR ERRORS AND OMISSIONS.

Board of Supervisors
County of Prince George, Virginia

Resolution

At a regular meeting of the Board of Supervisors of the County of Prince George held in the Boardroom, Third Floor, County Administration Building, 6602 Courts Drive, Prince George, Virginia this 28th day of January, 2020:

Present:

Vote:

Donald R. Hunter, Chairman
Alan R. Carmichael, Jr., Vice-Chairman
Floyd M. Brown, Jr.
Marlene J. Waymack
T. J. Webb

A-3

On motion of _____, seconded by _____, which carried unanimously, the following Resolution was adopted:

RESOLUTION; AWARD OF CONTRACT (STATION ALERTING SYSTEMS \$438,024.45)

WHEREAS, Replacement of Station Alerting Systems was included as part of the Public Safety Radio System replacement borrowings, Bond Series 2017 and 2018; and

WHEREAS, A cooperative NPPGov contract is available for County use to purchase Station Alerting Systems from U. S. Digital Designs for \$438,024.45 including delivery and installation; and

WHEREAS, Staff is requesting authorization for the County Administrator to enter into a contract with U. S. Digital Designs for \$438,024.45 to move forward with the purchase of six (6) station alerting systems and related equipment.

NOW, THEREFORE, BE IT RESOLVED That the Board of the Supervisors of the County of Prince George this 28th day of January, 2020, hereby awards the contract for Station Alerting Systems to U. S. Digital Designs for \$438,024.45 and authorizes the County Administrator to execute a contract with U. S. Digital Designs.

A Copy Teste:

Percy C. Ashcraft
County Administrator



County of Prince George, Virginia

CHANGE ORDER NO. 01

Date: 1/7/2020 Bid Number: IFB# 19-0719-1
Owner: Prince George County Contractor: River Works, Inc.
Contact: Julie Walton Contact: Stephen Carroll
Phone No: 804-722-8659 Phone No.: 919-428-8368
E-mail: JWalton@princegeorgecountyva.gov Email: stephen.carroll@riverwork.com

Project Name: Birchett Estates Reach 1 - Stream Restoration

The following change(s) to the Scope of Services have become necessary:

SCOPE OF SERVICES:

River Works has proposed to complete the additional items requested. These items include the additional work required outside of the existing LOD along the Painter property. This will include the fill required to build out the eroded slope, fill in behind the fallen root wad, apply matting to this area, tie-in downspouts from Painter property, remove large Tuliptree below Painter property driveway, and seed the slope. As part of the scope, culvert 3 will be replaced to alleviate the active erosion and be trenched in where it will discharge to the newly created floodplain. At the request of the Utilities group, the sewer lateral will be extended to the Painter property and fitted with a stub up cap for connection at a later date. Lastly, the scope will include additional surveying required for the above listed work to be completed as the area is outside of the original LOD.

BASIC SERVICES

- Additional Work Outside of LOD: \$49,375.89
- Culvert 3 Replacement: \$63,725.59
- Painter Property Sewer Lateral: \$2,309.82
- Additional Surveying for All Items: \$6,000.00

Total Fee for _____ \$121,411.30

Attachments:

- River Works - Birchett Estates Change Order 1
- Birchett Estates - Reach 1 Culvert 3 Replacement Plan

Fee Adjustment (Yes/No): Yes

Amount: \$121,411.30

Original Total Fee	\$725,411.00
Change Order No. 1 Adjustment	\$121,411.30
Total Fee	\$846,822.30



County of Prince George, Virginia

CHANGE ORDER NO. 01

APPROVALS

PLEASE SIGN BELOW TO INDICATE YOUR APPROVAL AND RETURN WITHIN SEVEN (7) DAYS SUCH THAT THIS CHANGE ORDER MAY BE INCORPORATED INTO THE PROJECT WITHOUT DELAYING THE SCHEDULE AS NOTED ABOVE. PLEASE KEEP A COPY FOR YOUR RECORDS.

By:  Date: 1/9/2020
(Authorized Signature of Architect/ Engineer, if required)

By: _____ Date: _____
(Authorized Signature of County Manager)

By:  Date: 1/9/20
(Authorized Signature of Contractor)



114 WEST MAIN STREET

CLAYTON, NC 27520

(919) 818-6686

WWW.RIVERWORKS.CONSTRUCTION

To: Prince George County	Contact: Ben Snyder
Address: Prince George, VA	Phone:
	Fax:
Project Name: Birchette Change Order 1	Bid Number:
Project Location:	Bid Date:

The following items include the following scope breakdown:

Item 5:

1. Fill & matting required to fill in behind fallen root wad below Pfost Avenue.
2. Fill & matting required to build out slope in area covered in leaves below Mr. Painter's driveway.
3. Fill required to build out slope and tie-in downspout drains from Mr. Painter's property.
4. Tulip tree removal just below existing 12" concrete culvert.
5. Temporary seeding.

Item 10: Per culvert 3 replacement plan and details designed by B. Snyder dated 12/10/19.

Item 15: Remove Existing 6" PVC Pipe from manhole. Trench and install pipe to extend across the stream channel towards the Painter property and stub up a capped connection for the county to tie into at a later date.

Item #	Item Description	Estimated Quantity	Unit	Unit Price	Total Price
5	Additional Work Outside LOD	1.00	LS	\$49,375.89	\$49,375.89
10	Culvert 3 Replacement	1.00	LS	\$63,725.59	\$63,725.59
15	Painter Property Sewer Lateral	1.00	LS	\$2,309.82	\$2,309.82
20	Aditonal Surveying For All Items	1.00	LS	\$6,000.00	\$6,000.00

Total Bid Price: \$121,411.30

Notes:

- The poplar stumps will remain in place.
- All other utility relocations other than what is specified is excluded.

<p>ACCEPTED: The above prices, specifications and conditions are satisfactory and are hereby accepted.</p> <p>Buyer: _____</p> <p>Signature: _____</p> <p>Date of Acceptance: _____</p>	<p>CONFIRMED: River Works. Incorporated</p> <p>Authorized Signature: _____</p> <p>Estimator: _____</p>
---	--

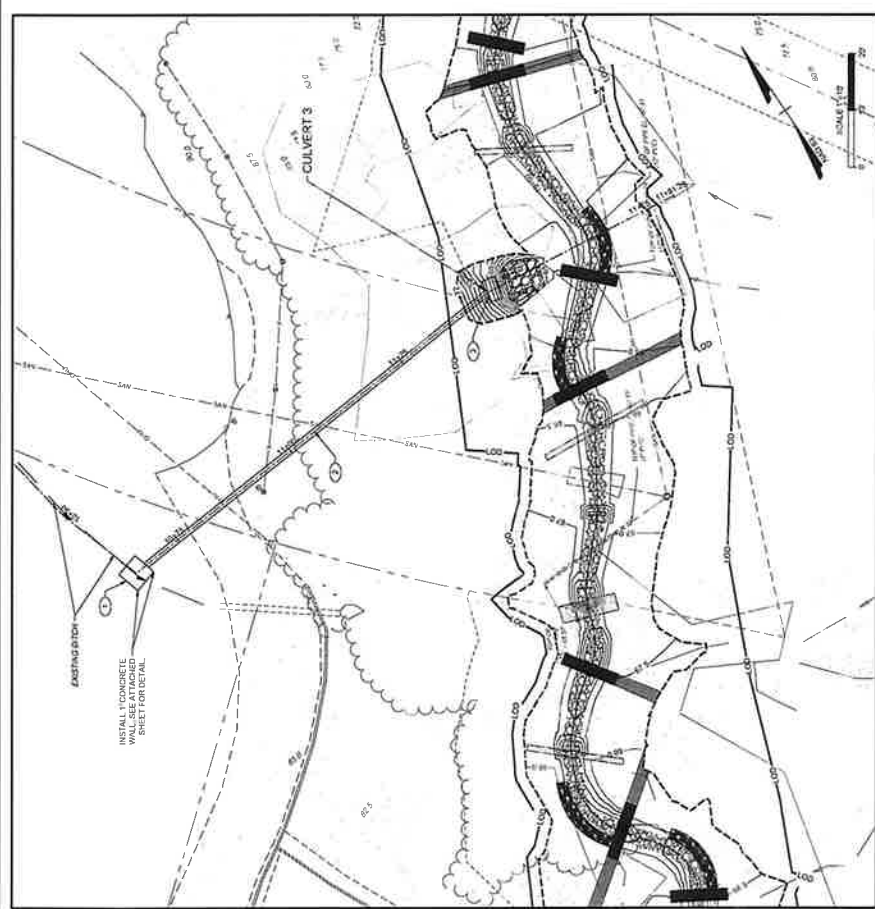
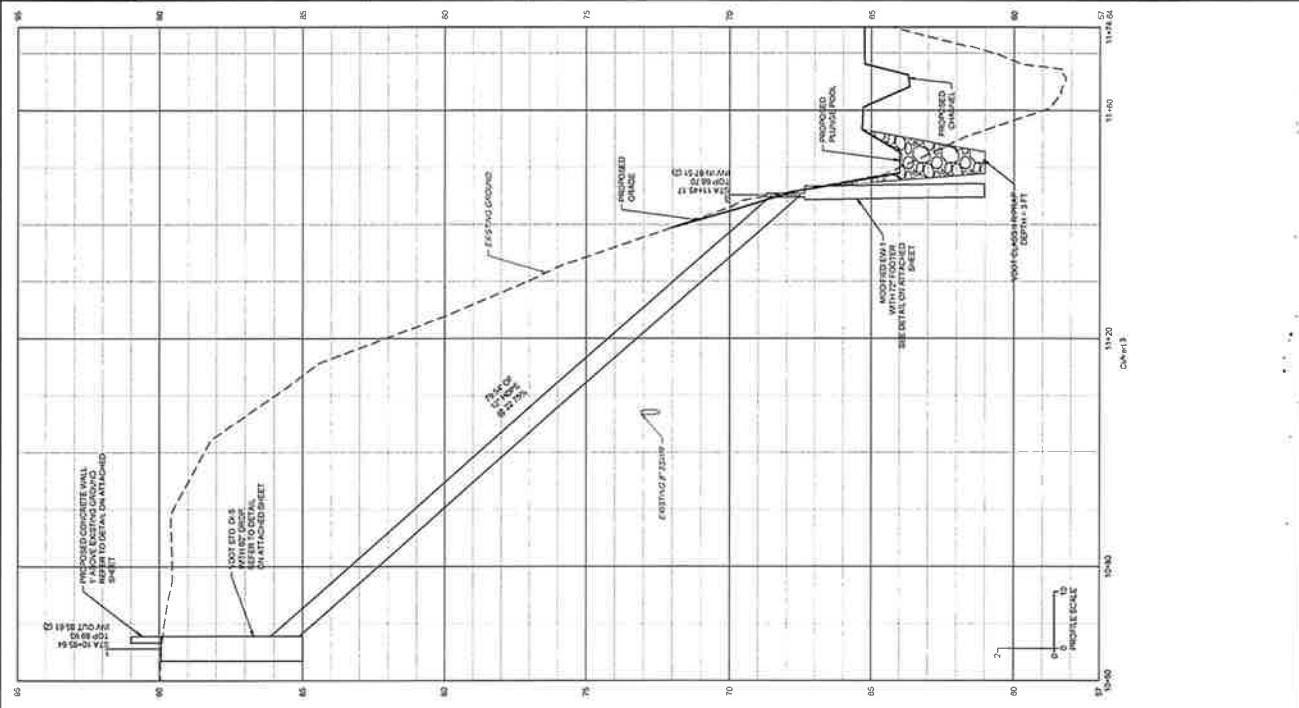
BIRCHETT ESTATES - REACH 1



YOUR VISION. MOVING THROUGH Ours.
 THE DREAMING BEGINS AT THE
 CONCRETE PAVE
 1001 South Plank Road, Suite 202 | Richmond, VA 23225
 TEL: 804.209.6200 FAX: 804.560.1319 WWW.TIMMONSGROUP.COM

REVISION DESCRIPTION	DATE

DATE: _____
 DRAWN BY: _____
 CHECKED BY: _____
 APPROVED BY: _____

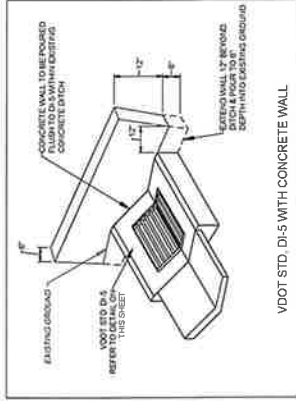


STORM PIPE TABLE

PIPE #	DN	FROM - TO	UPSTREAM INVERT	DOWNSTREAM INVERT	SLOPE	LENGTH	DESCRIPTION
1	12"	1+3	88.61	87.51	22.7%	79.54 LF	12" HDPE

STORM STRUCTURE TABLE

STRUCTURE #	TOP STRUCTURE HEIGHT	DESCRIPTION
1	59.02	VOOT STD D-5
2	66.70	Exit for 12" Pipe



VDOT STD. D-I-5 WITH CONCRETE WALL

20' WIDE ROAD & BRIDGE STANDARDS

STANDARD DITCH DROP INLET
shown separately in standard

NOTES:

1. DITCH LINE SHALL BE 18" BELOW FINISH GRADE.
2. DITCH LINE SHALL BE 18" BELOW FINISH GRADE.
3. DITCH LINE SHALL BE 18" BELOW FINISH GRADE.
4. DITCH LINE SHALL BE 18" BELOW FINISH GRADE.
5. DITCH LINE SHALL BE 18" BELOW FINISH GRADE.
6. DITCH LINE SHALL BE 18" BELOW FINISH GRADE.
7. DITCH LINE SHALL BE 18" BELOW FINISH GRADE.
8. DITCH LINE SHALL BE 18" BELOW FINISH GRADE.
9. DITCH LINE SHALL BE 18" BELOW FINISH GRADE.
10. DITCH LINE SHALL BE 18" BELOW FINISH GRADE.

INVERT	1.00'	1.25'	1.50'	1.75'	2.00'	2.25'	2.50'	2.75'	3.00'	3.25'	3.50'	3.75'	4.00'
1.00'	1.00'	1.25'	1.50'	1.75'	2.00'	2.25'	2.50'	2.75'	3.00'	3.25'	3.50'	3.75'	4.00'
1.25'	1.25'	1.50'	1.75'	2.00'	2.25'	2.50'	2.75'	3.00'	3.25'	3.50'	3.75'	4.00'	
1.50'	1.50'	1.75'	2.00'	2.25'	2.50'	2.75'	3.00'	3.25'	3.50'	3.75'	4.00'		
1.75'	1.75'	2.00'	2.25'	2.50'	2.75'	3.00'	3.25'	3.50'	3.75'	4.00'			
2.00'	2.00'	2.25'	2.50'	2.75'	3.00'	3.25'	3.50'	3.75'	4.00'				
2.25'	2.25'	2.50'	2.75'	3.00'	3.25'	3.50'	3.75'	4.00'					
2.50'	2.50'	2.75'	3.00'	3.25'	3.50'	3.75'	4.00'						
2.75'	2.75'	3.00'	3.25'	3.50'	3.75'	4.00'							
3.00'	3.00'	3.25'	3.50'	3.75'	4.00'								
3.25'	3.25'	3.50'	3.75'	4.00'									
3.50'	3.50'	3.75'	4.00'										
3.75'	3.75'	4.00'											
4.00'	4.00'												

VDOT
 ROAD AND BRIDGE STANDARDS
 SHEET 20-1.1 - DITCHES
 DIVISION 2011

20' WIDE ROAD & BRIDGE STANDARDS

STANDARD ENDWALL FOR PIPE CULVERTS
shown separately in standard

NOTES:

1. ENDWALL SHALL BE CONSTRUCTED OF 18" WIDE CONCRETE WITH 4" REINFORCING BARS.
2. ENDWALL SHALL BE CONSTRUCTED OF 18" WIDE CONCRETE WITH 4" REINFORCING BARS.
3. ENDWALL SHALL BE CONSTRUCTED OF 18" WIDE CONCRETE WITH 4" REINFORCING BARS.
4. ENDWALL SHALL BE CONSTRUCTED OF 18" WIDE CONCRETE WITH 4" REINFORCING BARS.
5. ENDWALL SHALL BE CONSTRUCTED OF 18" WIDE CONCRETE WITH 4" REINFORCING BARS.
6. ENDWALL SHALL BE CONSTRUCTED OF 18" WIDE CONCRETE WITH 4" REINFORCING BARS.
7. ENDWALL SHALL BE CONSTRUCTED OF 18" WIDE CONCRETE WITH 4" REINFORCING BARS.
8. ENDWALL SHALL BE CONSTRUCTED OF 18" WIDE CONCRETE WITH 4" REINFORCING BARS.
9. ENDWALL SHALL BE CONSTRUCTED OF 18" WIDE CONCRETE WITH 4" REINFORCING BARS.
10. ENDWALL SHALL BE CONSTRUCTED OF 18" WIDE CONCRETE WITH 4" REINFORCING BARS.

INVERT	1.00'	1.25'	1.50'	1.75'	2.00'	2.25'	2.50'	2.75'	3.00'	3.25'	3.50'	3.75'	4.00'
1.00'	1.00'	1.25'	1.50'	1.75'	2.00'	2.25'	2.50'	2.75'	3.00'	3.25'	3.50'	3.75'	4.00'
1.25'	1.25'	1.50'	1.75'	2.00'	2.25'	2.50'	2.75'	3.00'	3.25'	3.50'	3.75'	4.00'	
1.50'	1.50'	1.75'	2.00'	2.25'	2.50'	2.75'	3.00'	3.25'	3.50'	3.75'	4.00'		
1.75'	1.75'	2.00'	2.25'	2.50'	2.75'	3.00'	3.25'	3.50'	3.75'	4.00'			
2.00'	2.00'	2.25'	2.50'	2.75'	3.00'	3.25'	3.50'	3.75'	4.00'				
2.25'	2.25'	2.50'	2.75'	3.00'	3.25'	3.50'	3.75'	4.00'					
2.50'	2.50'	2.75'	3.00'	3.25'	3.50'	3.75'	4.00'						
2.75'	2.75'	3.00'	3.25'	3.50'	3.75'	4.00'							
3.00'	3.00'	3.25'	3.50'	3.75'	4.00'								
3.25'	3.25'	3.50'	3.75'	4.00'									
3.50'	3.50'	3.75'	4.00'										
3.75'	3.75'	4.00'											
4.00'	4.00'												

VDOT
 ROAD AND BRIDGE STANDARDS
 SHEET 20-1.2 - ENDWALLS
 DIVISION 2011

20' WIDE ROAD & BRIDGE STANDARDS

METHOD OF OUTLET PIPE INSTALLATION FOR D-I-13
shown separately in standard

NOTES:

1. METHOD I SHALL BE USED FOR ALL SIZES OF PIPE.
2. METHOD II SHALL BE USED FOR ALL SIZES OF PIPE.
3. METHOD I SHALL BE USED FOR ALL SIZES OF PIPE.
4. METHOD II SHALL BE USED FOR ALL SIZES OF PIPE.
5. METHOD I SHALL BE USED FOR ALL SIZES OF PIPE.
6. METHOD II SHALL BE USED FOR ALL SIZES OF PIPE.
7. METHOD I SHALL BE USED FOR ALL SIZES OF PIPE.
8. METHOD II SHALL BE USED FOR ALL SIZES OF PIPE.
9. METHOD I SHALL BE USED FOR ALL SIZES OF PIPE.
10. METHOD II SHALL BE USED FOR ALL SIZES OF PIPE.

METHOD I

METHOD II

VDOT
 ROAD AND BRIDGE STANDARDS
 SHEET 20-1.3 - OUTLET PIPE INSTALLATION
 DIVISION 2011